

M A R K M O R R I S



D A N C E G R O U P

MOZART DANCES

SAMPLE LIGHT PLOT

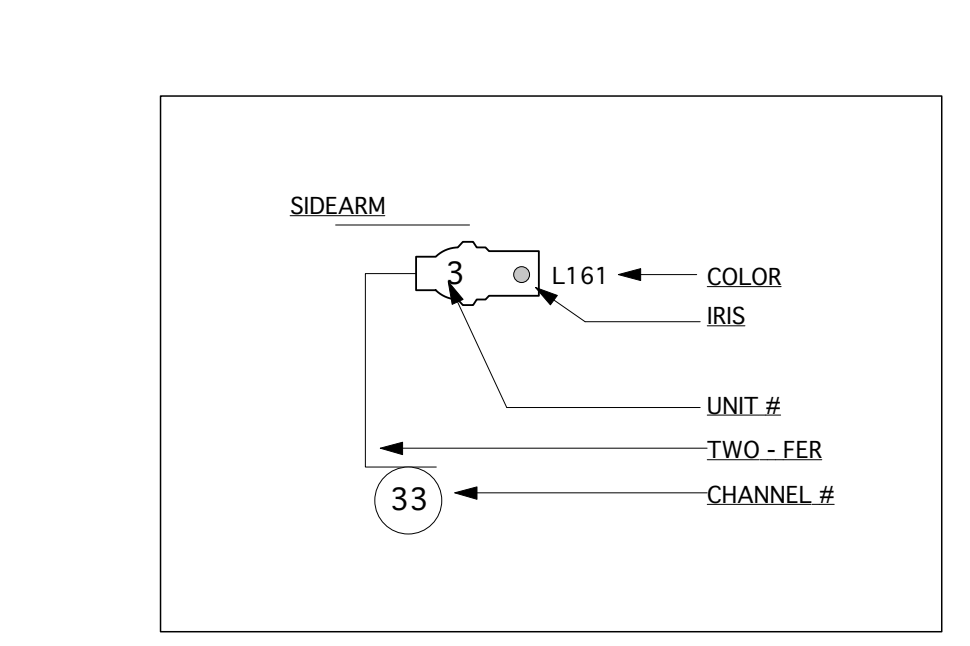
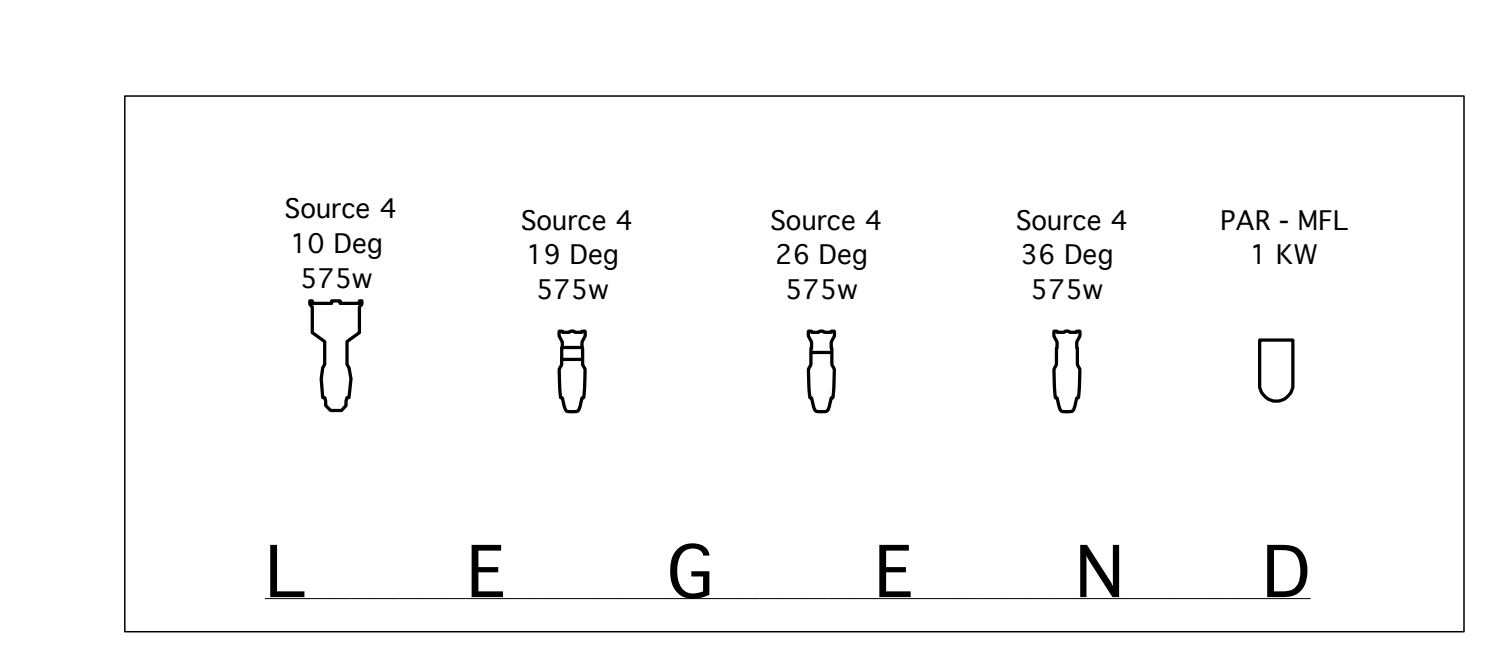
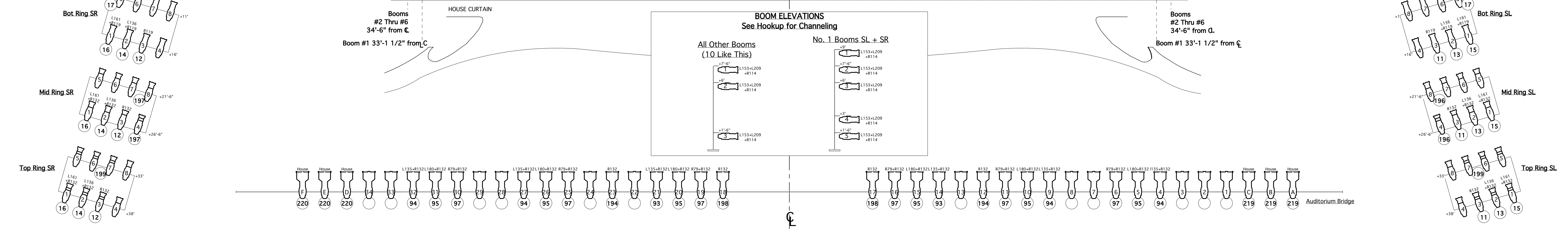
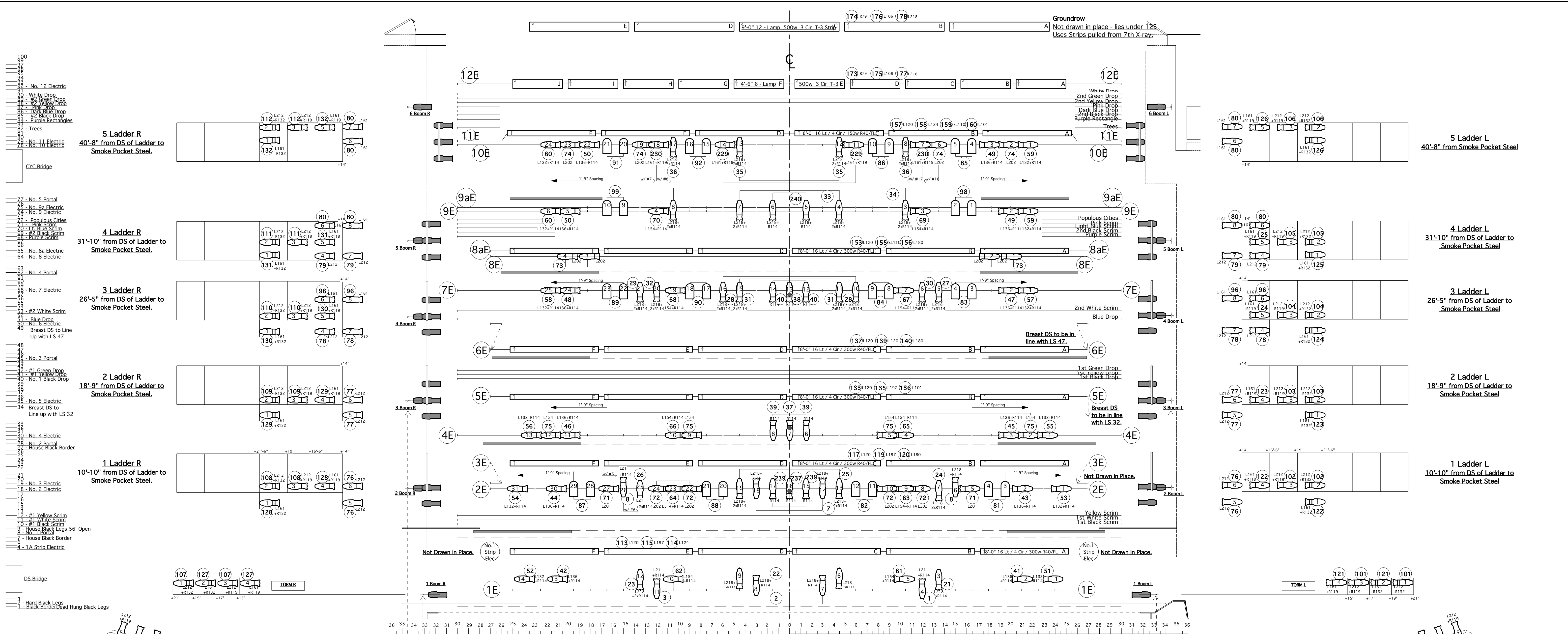
DISCLAIMER:

Please note that these are **SAMPLE light plots** for informational and prospective purposes only. Venue-specific light plots are issued once all details regarding dates, program, production needs, presenter's facility and other variables have been determined.

For more information please contact:

Johan Henckens, Technical Director, johan@mmdg.org

Huong Hoang, General Manager, huong@mmdg.org



General Notes

- All unit spacing and pipe hash marks are on 1'-6" centers unless noted.
- All units that share the same channel may be twofered. (Strips twofered as needed for 1 channel per color control.)
- All electric trims from stage floor to pipe. Trims to be finalized just prior to Focus.
- See section for all Trim Heights.
- Border trims measure from the stage floor to the bottom of the goods.
- All Boom heights from stage floor to clamp of side arm. All Boom units hung on sidearms.
- Final Ladder and Boom placement will be made once set is in place.
- If possible, booms should be cabled from above.
- Please provide spare circuits on each location (as possible).
- Please hang workite where appropriate.
- Please drop all color prior to focus.
- Please Zetex 1.2 Electric.
- Zetex Borders as necessary.
- Boom Color Changes: +7'-6" Unit - Act I: L153, Act II: L136 +1'-6" Unit - Act I: CLR, Act II: L147
- Ladder and Torm units have L209 as well as the rest of the color.
- All Lower boom units to have permanent R119.
- Please provide extra R119/R114/R132/L209 for Focus.

New York State Theatre / Mostly Mozaart Festival
Mark Morris Dance Group

"L'Allegro, IL Penseroso, ed Il Moderato"
Revised

Settings By: Adrienne Lobel
Lighting By: Jame F. Ingalls
Lighting Supervisor: Nicole Pearce (917) 674-7069
Scale - 1/4" = 1'-0"
July 31, 2005

L.D. 3946
LIGHTING DESIGNER
SIGNATURE: *Nicole Pearce*