

M A R K M O R R I S



D A N C E G R O U P

SOCRATES

SAMPLE LIGHT PLOT

DISCLAIMER:

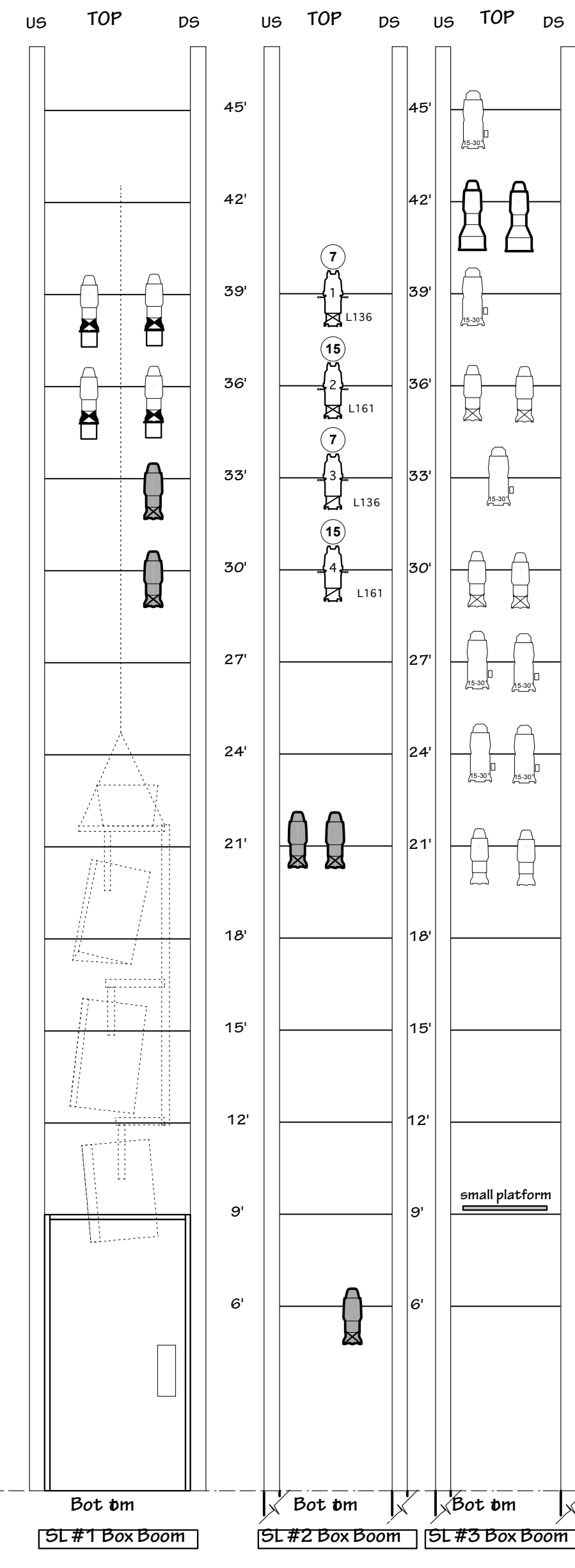
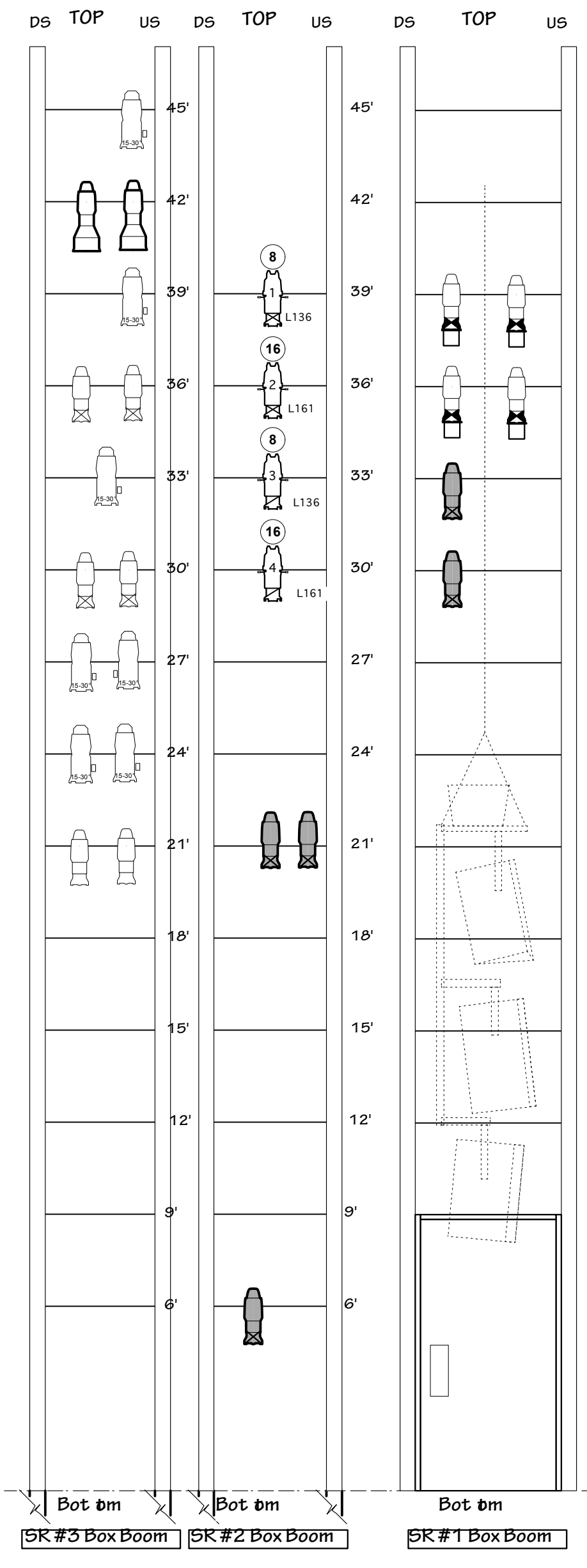
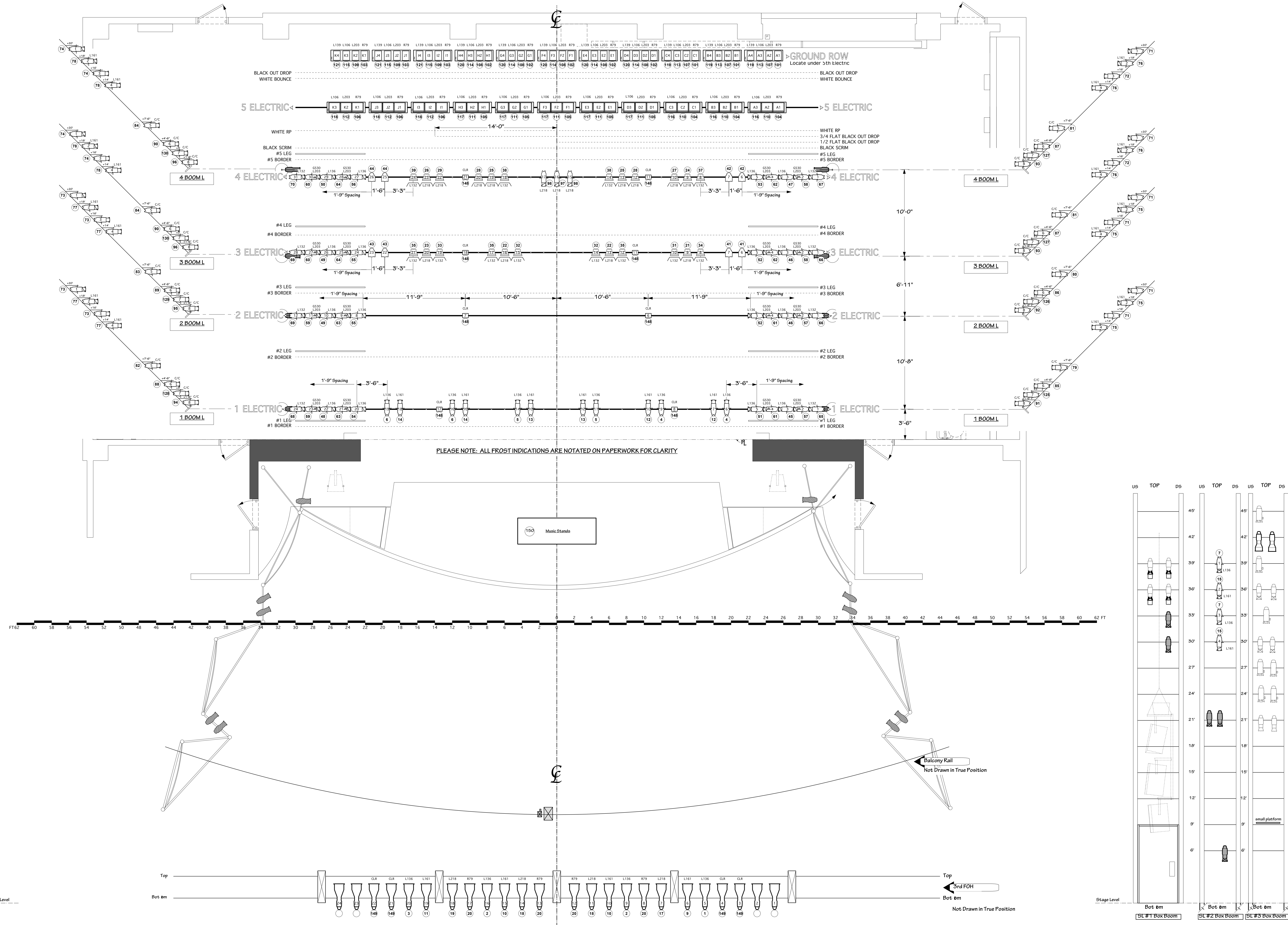
Please note that these are **SAMPLE light plots** for informational and prospective purposes only. Venue-specific light plots are issued once all details regarding dates, program, production needs, presenter's facility and other variables have been determined.

For more information please contact:

Johan Henckens, Technical Director, johan@mmdg.org

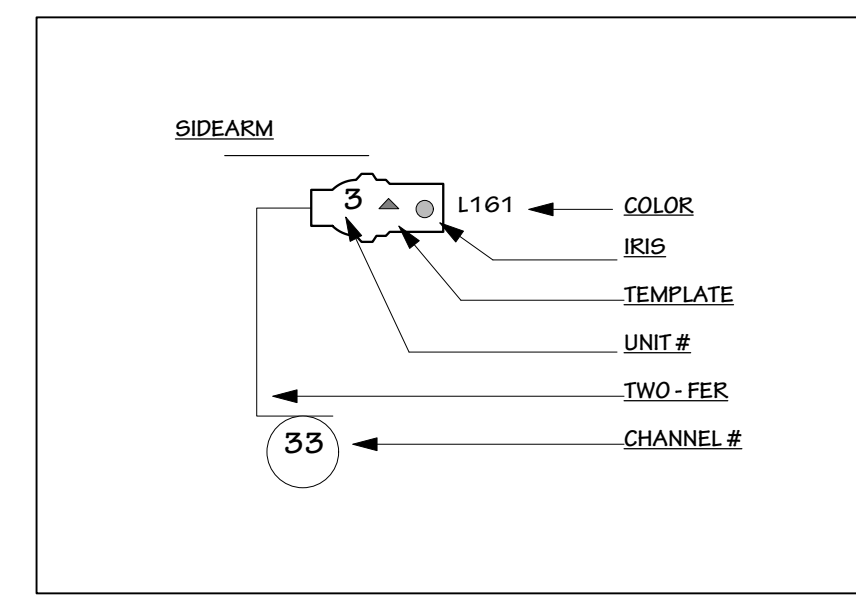
Huong Hoang, General Manager, huong@mmdg.org

44	DEAD	42'-10" 50
42	Black Out Drop	42'-2" 59
41	White Bounce	41'-6" 57
40		40'-10" 57
39		40'-2" 56
38		39'-6" 55
37		38'-10" 54
36	Electric #5	38'-2" 53
35		36'-10" 52
34		36'-2" 51
33	White RP	35'-6" 50
32	3/4 Black Out Drop	34'-10" 49
31	1/2 Black Out Drop	34'-2" 48
30	Black Scrim	33'-6" 47
29	Black Legs 44'-0" Open	32'-10" 46
28	Black Border +22'-0"	32'-2" 45
27		31'-6" 44
26	Electric #4	30'-10" 43
25		30'-2" 42
24		29'-6" 41
23	DEAD	29'-0" 40
22	DEAD	28'-4" 39
21	#5 Orchestra Shell	27'-8" 38
20	DEAD	27'-2" 37
19	Black Legs 44'-0" Open	26'-6" 36
18	Black Border +22'-0"	26'-0" 35
17		25'-4" 34
16	Electric #3	25'-0" 33
15		24'-4" 32
14		23'-8" 31
13	DEAD	23'-2" 30
12	DEAD	22'-6" 29
11		22'-0" 28
10		21'-4" 27
9	Black Legs 44'-0" Open	20'-10" 26
8	Black Border +22'-0"	20'-4" 25
7		19'-8" 24
6	DEAD	19'-2" 23
5	DEAD	18'-6" 22
4	#1 Orchestra Shell	18'-0" 21
3	DEAD	17'-4" 20
2	DEAD	16'-8" 19
1	Electric #1	16'-2" 18
	Black Legs 44'-0" Open	15'-6" 17
	Black Border +22'-0"	15'-0" 16
	Main Curtain	14'-4" 15
	Smoke Pocket	13'-8" 14



LEGEND

	SOURCE FOUR 10" - HPL 575W		SOURCE FOUR FAR-MFL - HPL 755W
	SOURCE FOUR 19" - HPL 575W		BARN DOOR
	SOURCE FOUR 26" - HPL 575W		Mini 10 Worklight - 500w
	SOURCE FOUR 36" - HPL 575W		SELECON AURORA 4 WAY GROUNDROW 1000W
			STRAND IRIS 3 CELL CYC 1000W



General Notes

- Please provide all color on plot and boom color change sheet no substitutions!
- All unit spacing and pipe high marks are on 1'-6" centers unless noted.
- All legs are set to standard 44'-0" opening.
- All electric to trim to site line of the theater just prior to Focus.
- Units in the same channel may be twofeet.
- Border trims measure from the stage floor to the bot. em of the goods.
- All Boom heights from stage floor to clamp of side arm. All Boom units hung on sidearms.
- Final Boom placement to be verified just prior to focus.
- Please extend all Leg Pipes.
- Please drop all color prior to focus.
- Please spot all fronts prior to focus.
- All frost indications are notated on paperwork for clarity.
- Please provide extra cuts of R132/R119/R114 & R104 for focus.

Joan W and Irving B Harris Theater for the Performing Arts

Mark Morris Dance Group

Repertory Light Plot

The Muir / Petrichor

Socrates

Lighting Supervisor: Nicole Pearce (917) 674-7069

pearced@mac.com

L.D. 3946 LIGHTING DESIGNER

Scale - 1/4" = 1'-0" January 19, 2011